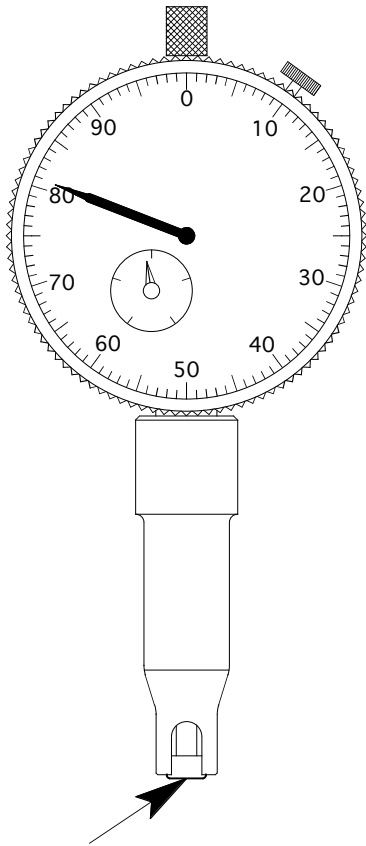


Firing Pin Protrusion Gage

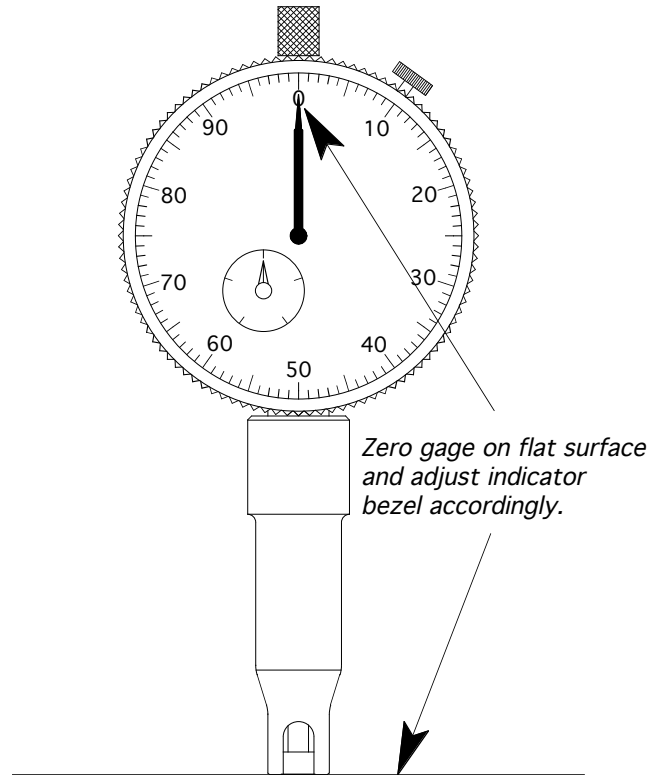
P/N 1005-200-12

Make certain that the firearm is unloaded before performing any work.

The Badger Ordnance Firing Pin Protrusion Gage can be used on any firearm with a breech face diameter of .375" or larger.

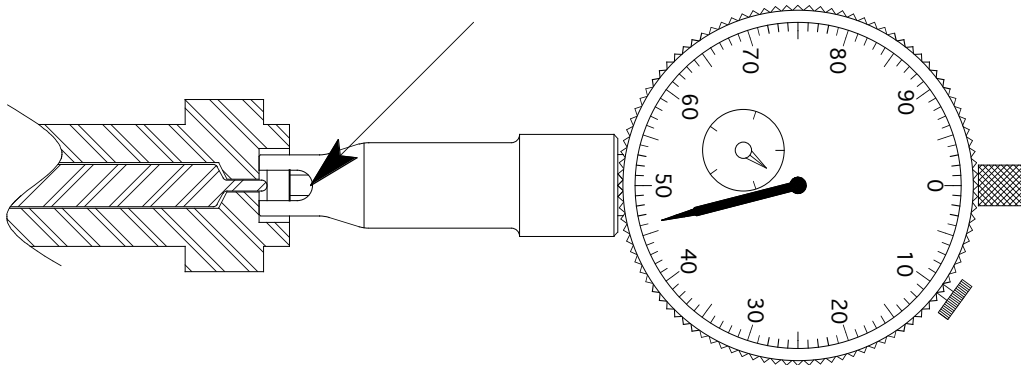


Plunger tip should protrude a little, you will zero it in the next step.



Zero gage on flat surface and adjust indicator bezel accordingly.

The gage has a notch that lets you measure bolts with a spring Ejector installed.



With the firing pin in the "fired Position," place the gage against the bolt face. Take the direct reading. Repeat 2 or 3 times to make certain the reading is correct.